

NORTHERNS "BLUES" HOCKEY ASSOCIATION MATCH REPORT

Gender: Women League: Premier Date: 11-06-2003 Time: 11:00 Venue: TUKS

Team 1: PHSOB 1 Final 10 Team 2: PHX
0 P3 8
0 Half-Time 5
0 P1 2






| No | Name and Surname | ▲ | ● |
|----|--------------------|----|---|
| 1 | Carina Ehlers | | |
| 26 | Carlin Davies | | |
| 6 | Jenna Mills | | |
| 21 | Daniela Patrizi | | |
| 24 | Marli Liebenberg | 30 | |
| 33 | Carlisa Petzer | | |
| 9 | Jessica Simigianis | | |
| 30 | Pretty Morema | | |
| 19 | Michelle MacGregor | | |
| 27 | Gla Henning | | |
| 2 | Rose Barnsley | | |
| 15 | Airi Shirata | 11 | |
| | Carlin Cock | | |
| 34 | Minke Van Heerden | | |

| No | Name and Surname | ▲ | ● |
|----|--------------------|----|---|
| 1 | Charlize Swanepoel | | |
| | Kim Haubach | | |
| 24 | Mikelo Harmse | | |
| 6 | Izelle Gillis | | |
| 28 | Arieka Van Zyl | | |
| 12 | Anneke Beulliman | | |
| 17 | Chané Hill | | |
| 14 | Abby-lee Stoen | | |
| 23 | Cailyn Jordaan | | |
| 20 | Kay-leigh Jooste | | |
| 20 | Gradi Van Niekerk | | |
| 3 | Yena Abrahams | | |
| | Zane Van Deventer | | |
| 11 | Kriekie Van Nyk | | |
| | Lisa Grey | | |
| | Andrea Groenewald | 44 | |
| 27 | Dioné Nell | | |

Names only

| | |
|---------------|--------------------------|
| Coa | |
| AC | |
| Mgr | |
| MO | |
| Captain | <u>9</u> |
| Goalkeeper(s) | <u>1</u> |
| U1 | <u>Micaela Roos</u> |
| J | <u>Rehmatose Mphahli</u> |

| | |
|---------------|----------------------|
| Coa | <u>Essex Mbekemi</u> |
| AC | |
| Mgr | |
| MO | |
| Captain | <u>12</u> |
| Goalkeeper(s) | <u>1</u> |
| UC | |
| M | <u>Luke de Swart</u> |

Signatures: Team 1:  Team 2:  Umpire 1:  Umpire 2: 
 Judge: Mphahli Technical Official: _____ Umpires' Coach: _____ Medic: 

| Goals | Team 1 | | | | | Team 2 | | | | | Team 3 | | | | |
|-------|--------|-----|----|------|-------|--------|-----|----|------|-------|--------|-----|----|------|-------|
| | Team | Min | No | Type | Score | Team | Min | No | Type | Score | Team | Min | No | Type | Score |
| | 2 | 5 | 11 | FG | 1-0 | 2 | 31 | 11 | PG | 6-0 | 1 | 58 | 29 | PG | 10-1 |
| | 2 | 8 | 17 | FG | 2-0 | 2 | 41 | 17 | FG | 7-0 | | | | | |
| | 2 | 19 | 11 | FG | 3-0 | 2 | 43 | 24 | FG | 8-0 | | | | | |
| | 2 | 25 | 28 | PG | 4-0 | 2 | 51 | 14 | FG | 9-0 | | | | | |
| | 2 | 28 | 24 | FG | 5-0 | 2 | 54 | 6 | FG | 10-0 | | | | | |

| Yellow Cards | Team 1 | | | | Team 2 | | | | | |
|--------------|--------|----|-------------|-----|--------|------|----|--------|-----|-----|
| | Team | No | Reason | Dur | Ump | Team | No | Reason | Dur | Ump |
| | 2 | | Not 5meters | 5 | 1 | | | | | |