

# NORTHERNS "BLUES" HOCKEY ASSOCIATION MATCH REPORT

Gender: Men    League: Premier    Date: 04/06/23    Time: 09:30    Venue: TUT

Team 1: **TUT 1**      Team 2: **Phoenix 1**

|   |           |   |
|---|-----------|---|
| 2 | Final     | 2 |
| 2 | P3        | 1 |
| 1 | Half-Time | 1 |
| 1 | P1        | 0 |

| No | Name and Surname   | ▲  | ● |
|----|--------------------|----|---|
| 1  | Sikhumbuzo Sibanzo |    |   |
| 2  | Ephiram Chiloane   |    |   |
| 3  | CJ Mashele         |    |   |
| 4  | Zenzo Ndlovu       |    |   |
| 5  | Sibonela Butlelezi | 42 |   |
| 7  | Aphe Bengu         |    |   |
| 8  | Njabulo Nxumalo    |    |   |
| 9  | Sandae Simbraeche  |    |   |
| 10 | Somila             |    |   |
| 12 | Emmanuel Phiri     |    |   |
| 13 | Andru Louw         |    |   |
| 14 | Moste Mphahlele    |    |   |
| 15 | Xolani Ncube       |    |   |
| 16 | Mpho Dikotla       |    |   |
| 17 | Emcie Nkosi        |    |   |

| No | Name and Surname    | ▲ | ● |
|----|---------------------|---|---|
| 1  | Benjamin Parsons    |   |   |
| 2  | Caleb Izeboud       |   |   |
| 3  | David van Niekerk   |   |   |
| 4  | Declan Brunette     |   |   |
| 5  | Essex Mbekeni       |   |   |
| 6  | Hendy Serane        |   |   |
| 7  | Hilton Jacobs       |   |   |
| 8  | Ivan Engelbrecht    |   |   |
| 9  | Michael Kendall     |   |   |
| 10 | Michael van Niekerk |   |   |
| 11 | Ricardo Fourie      |   |   |
| 12 | Sam Mbuyane         |   |   |
| 13 | Xander van Niekerk  |   |   |

Names only

Coa: Lazarus Maribe  
 AC:  
 Mgr:  
 MO:

Coa: Claudine Calitz  
 AC:  
 Mgr:  
 MO:


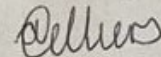
Captain: 15    Goalkeeper(s): 1


Captain: 6    Goalkeeper(s): 1

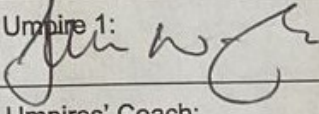
U1: John Wright  
 J: Alida Celliers



U2: Juan-Pierre Moller  
 TO:

UC:  
 M: Zander Maritz

Signatures  
 Team 1:   
 Judge: 

Team 2:   
 Technical Official:

Umpire 1:   
 Umpires' Coach:

Umpire 2:   
 Medic: 

| Team | Min | No | Type | Score |
|------|-----|----|------|-------|
| 1    | 2   | 10 | FG   | 1-0   |
| 2    | 28  | 6  | FG   | 1-1   |
| 1    | 34  | 17 | FG   | 2-1   |
| 2    | 51  | 5  | PS   | 2-2   |

| Team | Min | No. | Type | Score |
|------|-----|-----|------|-------|
|      |     |     |      |       |
|      |     |     |      |       |
|      |     |     |      |       |
|      |     |     |      |       |

| Team | Min | No. | Type | Score |
|------|-----|-----|------|-------|
|      |     |     |      |       |
|      |     |     |      |       |
|      |     |     |      |       |
|      |     |     |      |       |

| Team | No | Reason           | Dur | Ump |
|------|----|------------------|-----|-----|
| 1    | 5  | Breakdown tackle | 5   | 1   |
|      |    |                  |     |     |
|      |    |                  |     |     |
|      |    |                  |     |     |

| Team | No | Reason | Dur |
|------|----|--------|-----|
|      |    |        |     |
|      |    |        |     |
|      |    |        |     |
|      |    |        |     |